

CorroTuff®

Sump Submersible Pump



CT2.25F – CT2.75F




CT21.5F – CTS32.2

Applications

- Drainage Sumps
- Flood Control
- ATU Pump Out Tanks
- Water Transfer
- Over-flow Sumps
- Wash Bays



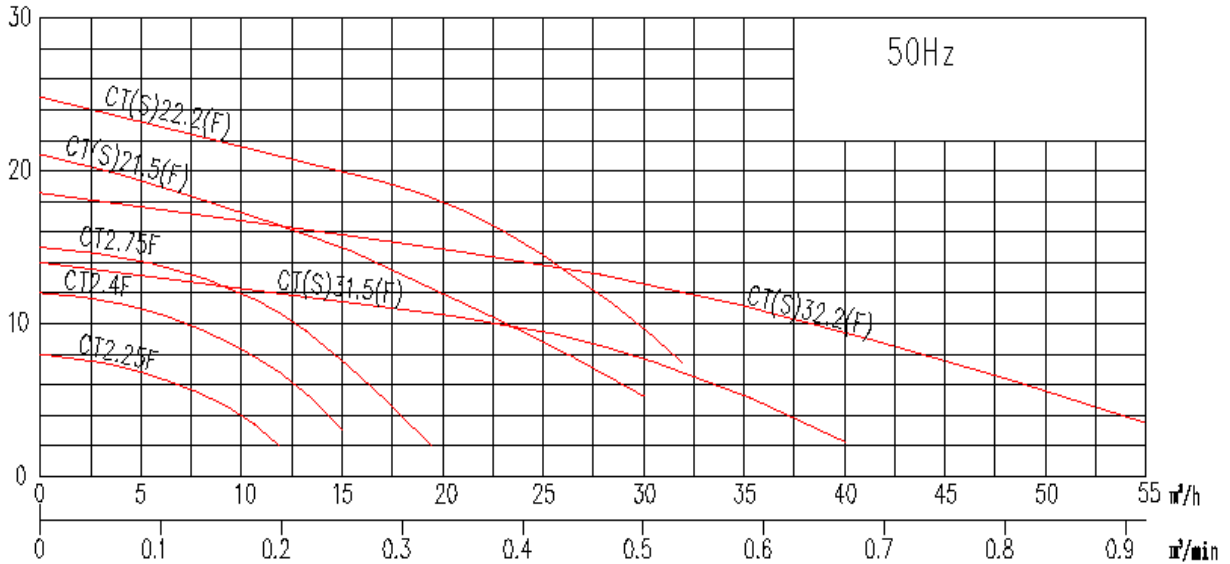
The CorroTuff Submersible Sump pump is the ideal pump for those small areas. With the CorroTuff also available with electrical smarts built in, this makes for a great all-round, trouble free, set and forget range of submersible pumps.



www.pumpeng.com.au

CorroTuff®


Sump Submersible Pump



Model	Kw	Discharge	Phase	Solids Passage in mm	Max Capacity		Max Diameter mm	Height mm	Weight kg
					Head in M	Flow m³/min			
CT2.25F	0.25	2"	1Ø	6	8	0.2	184	345	12
CT2.4F	0.4	2"	1Ø	6	12	0.24	184	345	13
CT2.75F	0.75	2"	1Ø	6	15	0.32	184	365	15
CT21.5F	1.5	2"	1Ø	8.5	22	0.45	240	560	36
CT31.5F	1.5	3"	1Ø	8.5	14	0.67	240	560	36
CTS21.5	1.5	2"	3Ø	8.5	22	0.45	260	615	37
CTS31.5	1.5	3"	3Ø	8.5	14	0.67	260	615	37
CTS22.2	2.2	2"	3Ø	8.5	26	0.45	260	615	39
CTS32.2	2.2	3"	3Ø	8.5	21	0.83	260	615	39

MOTOR SPECIFICATIONS		
Type	Submersible Continuous Duty	
Pole	4-Pole	
Insulation Class	F Class	
Motor Power Details	240v, 1 phase, 50 cycle 415v, 3 phase, 50 cycle	
Protector (CTS ONLY)	Auto-cut (over-heat & over-load)	
Max Liquid Temp	Fluid at 40°C	
Protection Class	IP-68	
Max Submergence	10m to 25m	
Materials	Jacket	304 stainless steel
	Shaft	304 stainless steel
	Cable	15m Standard
	Seal	Ceramic-Sic/Carbon-Ceramic

PUMP SPECIFICATIONS	
Impeller	Ductile Iron
Wear Plate	Cast Iron
Mechanical Seal	Ceramic-Sic/Carbon-Ceramic
Bearing	Ball Bearing
Diffuser	Cast Iron
Outer Casing	304 Stainless Steel
Strainer	304 Stainless Steel



Perth
 Unit 1/18 Renewable Chase
 Bibra Lake WA 6163
 P: +61 8 9434 9922

Kalgoorlie
 8 Keogh Way
 West Kalgoorlie WA 6430
 P: +61 8 9021 5956

E: sales@pumpeng.com.au
 W: www.pumpeng.com.au